
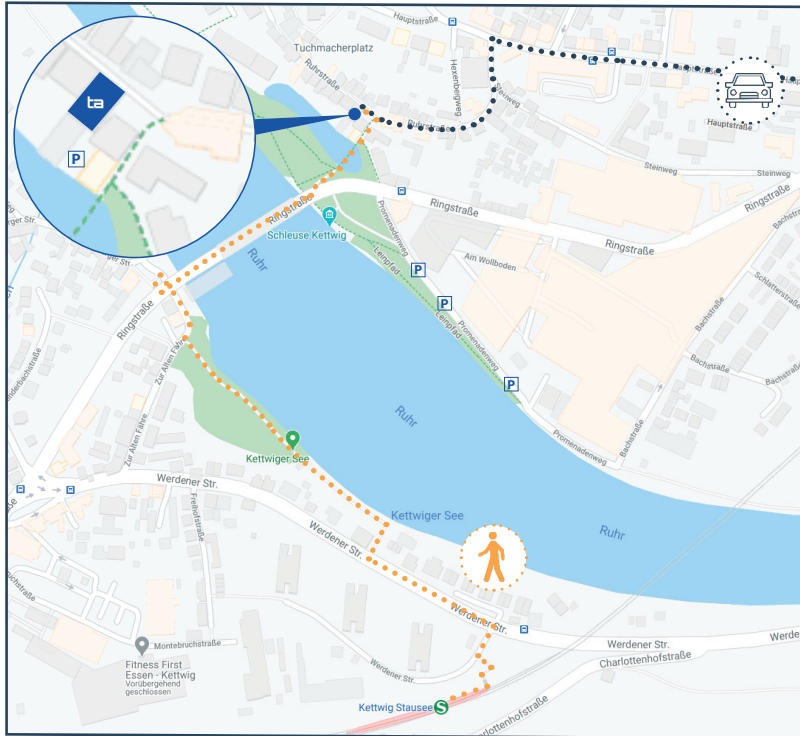



# TA Europe Essen | Directions



## From Düsseldorf Airport

Take the train **S11** towards **Bergisch Gladbach** to **Düsseldorf-Derendorf**. There you change to the **S6** in the direction of **Essen Hauptbahnhof**. Get off at **Kettwig-Stausee**. From there it is about a 10-minute walk to our office.

Follow **Werdener Straße** to the left for approx. 300 m and then turn right onto the footpath towards the river. Follow the footpath to the bridge and cross it. On the other side of the bridge, go down the stairs on the left and follow the path. Then turn left into **Ruhrstraße**. Our office is on the left (**Ruhrstraße 53**).



## From the main station

Take the train **S6** from **Düsseldorf main station** or from **Essen main station** and get off at **Kettwig-Stausee**.

From there it is about a 10-minute walk to our office.

Follow **Werdener Straße** to the left for approx. 300 m and then turn right onto the footpath towards the river. Follow the footpath to the bridge and cross it. On the other side of the bridge, go down the stairs on the left and follow the path. Then turn left into **Ruhrstraße**. Our office is on the left (**Ruhrstraße 53**).



Address:  
Ruhrstr. 53  
45219 Essen  
Germany



## By car

If you arrive by car, the easiest way to reach us is via **Hauptstraße**. Turn off the **Hauptstraße** at No. 65 and follow the **Ruhrstraße** until the junction. You can use our parking lot directly at our office building and park in front of the last garage. Alternatively, you can park on the **Promenadenweg** and walk from there.

Don't hesitate to call should you have any questions: +49 (0) 2054 800 230.